

Bulletin 4000B: Bracket Offset



Part Numbering System

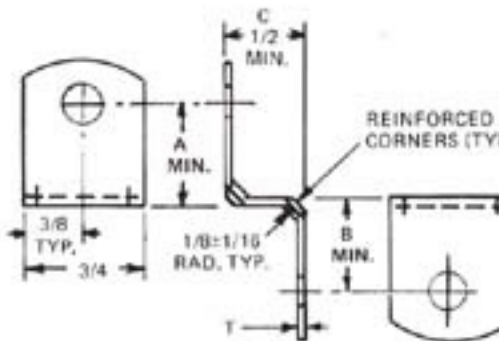
ex: TA4035F100810 = Bracket, offset 3/4" wide, Aluminum .070 with chemical film-gold. Style F. A dimension 10 (5/8"). B dimension 08 (1/2"), C dimension 10 (5/8")

Breakdown:

Part number shown below is separated for clarity. When ordering, do not show spaces.

TA4035 F 10 08 10

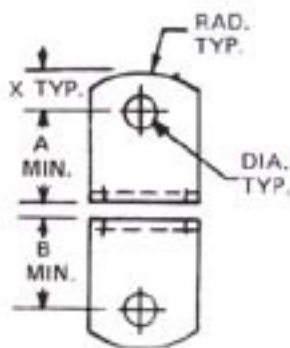
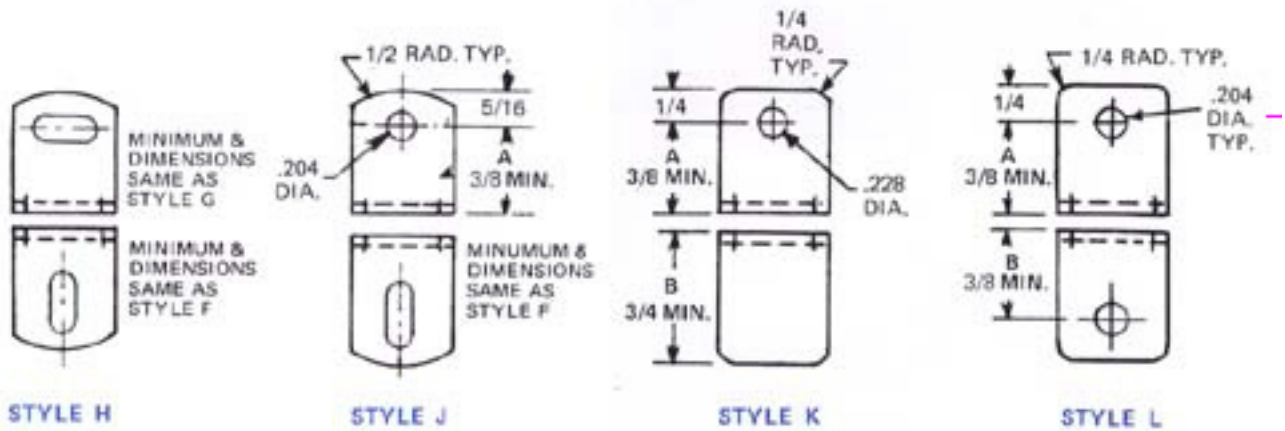
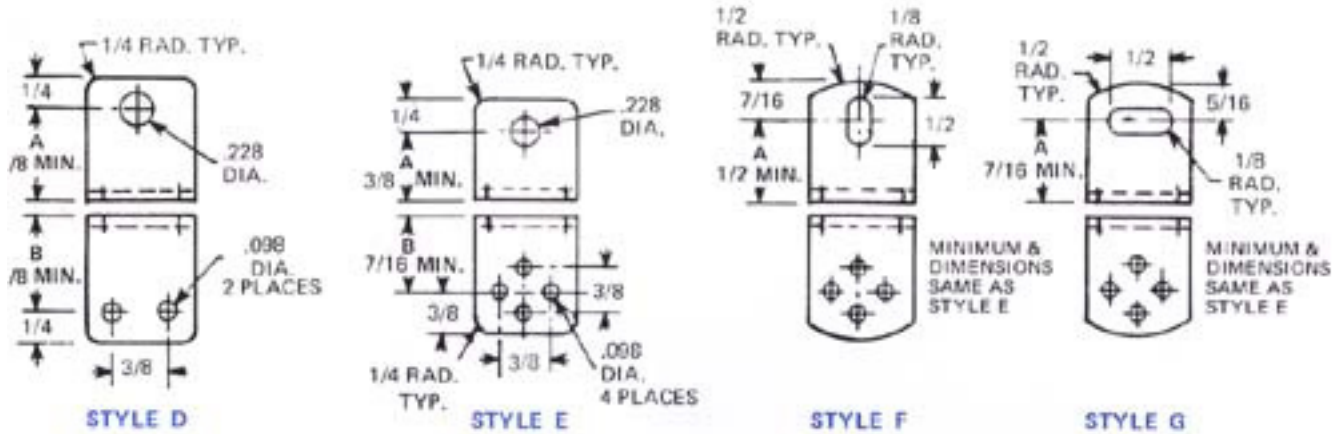
- TA4035 = Basic Part Number
- F = Style Code (See Below)
- 10 = A in 1/16" increments (See Min. Show as minimum of 2 digits)
- 08 = B in 1/16" increments (See Min. Show as minimum of 2 digits)
- 10 = C in 1/16" increments (See Min. Show as minimum of 2 digits)



Above data constant for all offset brackets. Select style from other side.

Part Number	Material Code	T
TA4030()	DO	.050
TA4031()	DO	.060
TA4032()	DO	.070
TA4033()	DC	.050
TA4034()	DC	.060
TA4035()	DC	.070
TA4036()	SC	.040
TA4037()	SC	.050
TA4038()	HO	.040
TA4039()	HO	.050

For material & finish information see Bulletin 120



STYLES M THRU S

Style	Hole Dia.	X	A-B Min.	Rad.
M	.204	1/4	3/8	1/2
N	.281	5/16	5/8	1/2
P	.344	5/16	5/8	1/2
R	.406	5/16	5/8	1/2
S	.531	3/8	3/4	5/8

Dimensions in inches.

Tolerances: Fractions +/- 1/32", Decimals +/- .010" except where noted.

Note: Minimum dimensions 06 and 07 are not recommended if specifying clinch nut.

Consult TA's engineering department when other configurations, materials or finishes are required.